


29-CTSSK004

Skoda Steering Wheel Control Interface



Vehicle Application

Skoda Yeti (5L) 2014>

Key Features

- Retains Steering Wheel Controls (if equipped)

ABOUT THIS PRODUCT

29-CTSKK004

Analogue Steering Wheel Control Interface for Skoda Yeti car models

WIRING COLOUR CODES


Purple	Right Rear Speaker +	Yellow	Permanent 12V
Purple/Black	Right Rear Speaker -	Black	Ground
Green	Left Rear Speaker +	Red	Ignition 12V
Green/Black	Left Rear Speaker -		
Grey	Right Front Speaker +		
Grey/Black	Right Front Speaker -		
White	Left Front Speaker +		
White/Black	Left Front Speaker -		

PRIOR TO INSTALLATION

Read the manual prior to installation. Technical knowledge is necessary for installation. The place of installation must be free of moisture and away from heat sources. Please ensure that the correct tools are using during the installation to avoid damage to the vehicle or product.

FITTING GUIDE


1. Remove and disconnect the original head unit.
2. Connect the 12 way molex connector of the head unit patch lead (supplied separately) to the interface.




3. Connect the opposite end of head unit patch lead to the head unit steering wheel control input on the back of the aftermarket head unit.

NB: This may be a 3.5mm jack plug or a wire input depending upon the head unit brand being fitted. Please see the head unit installation manual for further information on where to connect.


Important: This step must be completed before connecting power to the interface. Failure to so do may result in no steering wheel control function.



4. Connect the 14 way molex connector to the interface



5. Connect the male power/speaker ISO harness to the female power/speaker ISO harness from the aftermarket head unit. For aftermarket head units without an ISO connector, please refer to "Wiring Colour Codes" on Pg. 2.



FITTING GUIDE

6. Connect the female vehicle specific connectors on the harness to the male vehicle connector from the vehicle. Test head unit for correct operation.

STEERING WHEEL CONTROL FUNCTIONALITY

Original Button	Function
+ Icon	Volume +
- Icon	Volume -
Up Arrow	Track +
Down Arrow	Track -
Mute Icon	Mute
Phone Button	Pick Up
Window Icon	Hang Up
SRC	Source