

# 25-518-PDC

## INSTALLATION

This unit has been designed to recover the sound alert of the OEM PDC (original parking sensors) usually managed by the OEM radio.

When the OEM radio is substituted this function is lost, with SLIMKEY PS it's very simple to recover it! The CANBUS protocol is recognized in self-selection as for Unican, Slimcan and UNICO DUAL. The compatibility is for Peugeot, Citroen, Ford, BMW, Land Rover /Freelander)

The device is supplied with the BUZZER included.

Wire		
RED		to 12 V positive
BLACK		to GND
GREEN		CAN H
WHITE		CAN L



**ATTENTION THE OTHER WIRES PRESENT ON THE CABLE ARE NOT USED.**



### WARNING!

**IF YOU NEED TO INSTAL THE SAME IN A NEW CAR (EVEN IF IN A SAME GROUP MODEL) IT IS NECESSARY TO RESET THE MODULE.**

### RESET:

1. WITH THE UNIT POWERED, PRESS AND KEEP PRESSED THE SLIMKEY BUTTON TILL THE LED SWITCH OFF.
2. WITH THE LED SWITCHED OFF RELEASE THE BUTTON, THE RESET IS DONE.

### TROUBLESHOOTING

- The unit doesn't carry out any function and the LED is off.
- Verify the connections of the power supply.
- The correctly powered unit doesn't carry out any function and the LED is off.
- Verify the CANBUS connections.
- The unit is connected correctly and the RED LED flashes quickly.
- The unit hasn't been able to synchronize with the CANBUS, contact Paser.
- The unit is connected correctly and the RED LED flashes in an irregular way.
- Verify the CANBUS connections.
- The unit is connected correctly and the RED LED is lit up.
- The unit has carried out the synchronization with the CANBUS but hasn't been able to identify the vehicle, contact Paser.

### TECHNICAL CHARACTERISTICS

POWER	10/16 VDC
SLEEP MODE COMSUMPTION	1 mA
WORKING MODE COMSUMPTION	Max 150 mA

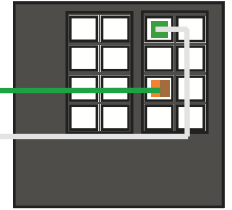
**THIS PRODUCT IS GUARANTEED FOR 2 YEARS FOR ANY MANUFACTURING DEFECTS. THE FISCAL DOCUMENT SERVES AS THE GUARANTEE VALIDITY**

The information in this guide and in its attaches are purely for information purposes, therefore, are subject to change without notice. At the time of publication the information is correct and reliable. However Paser can not be held responsible for any consequences resulting from errors, omissions or incongruence in this manual (for ex. according to missed audio configuration back-up of the vehicles). Paser reserves the right to improve / change the product or manual without obligation to notify users.



**SERIES**  
1 3 5  
**SERIE 5 GT**  
MINI - NEW X5  
X6

CAN H  
GREEN  
CAN L  
WHITE

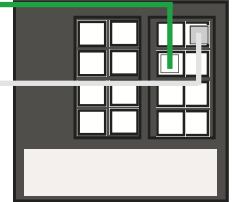


CONNECTORS ARE BACK THE RADIO



**FAKRA**  
C2 - C3 - C4 - C5  
207 - 307 - 407 - 308  
SCUDO

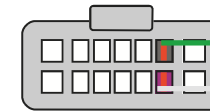
CAN H  
GREEN  
CAN L  
WHITE



CONNECTORS ARE BACK THE RADIO

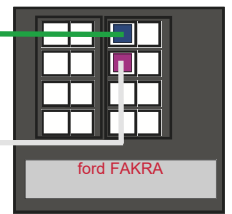


**SMAX - CMAX - FOCUS - KUGA - TOURNEO**  
MONDEO - TRANSIT



Fiesta 2008

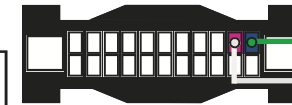
CAN H  
GREEN  
CAN L  
WHITE



CONNECTORS ARE BACK THE RADIO



**SMAX - CMAX - FOCUS**  
2011



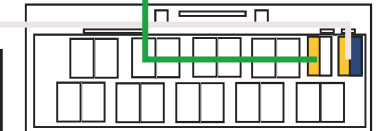
CAN H  
GREEN  
CAN L  
WHITE

CONNECTORS ARE BACK THE RADIO



**RANGE ROVER - FREELANDER II**

CAN H  
GREEN  
CAN L  
WHITE

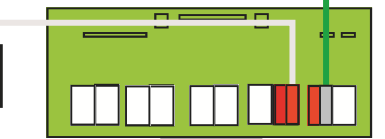


CONNECTORS ARE BACK THE RADIO



**RANGE ROVER - FREELANDER II**

CAN H  
GREEN  
CAN L  
WHITE



CONNECTORS ARE BACK THE RADIO