


50-857 - Installation Manual Double DIN Kit



1. Insert four Ford Mondeo radio release keys in the OEM head unit.



2. Remove the OEM head unit by pulling it towards your direction.




3. Place fascia plate on the dashboard.


Push the Metal Frame into the fascia plate

Connect all required circuit points and push the double DIN head unit in the metal frame until it snaps in.

Place the trim frame.



(sample photo)
Mount the metal brackets to the double DIN head unit.



(sample photo)
The position of the copper coloured holder can be adjusted to your needs for perfect fit. (see sample)