

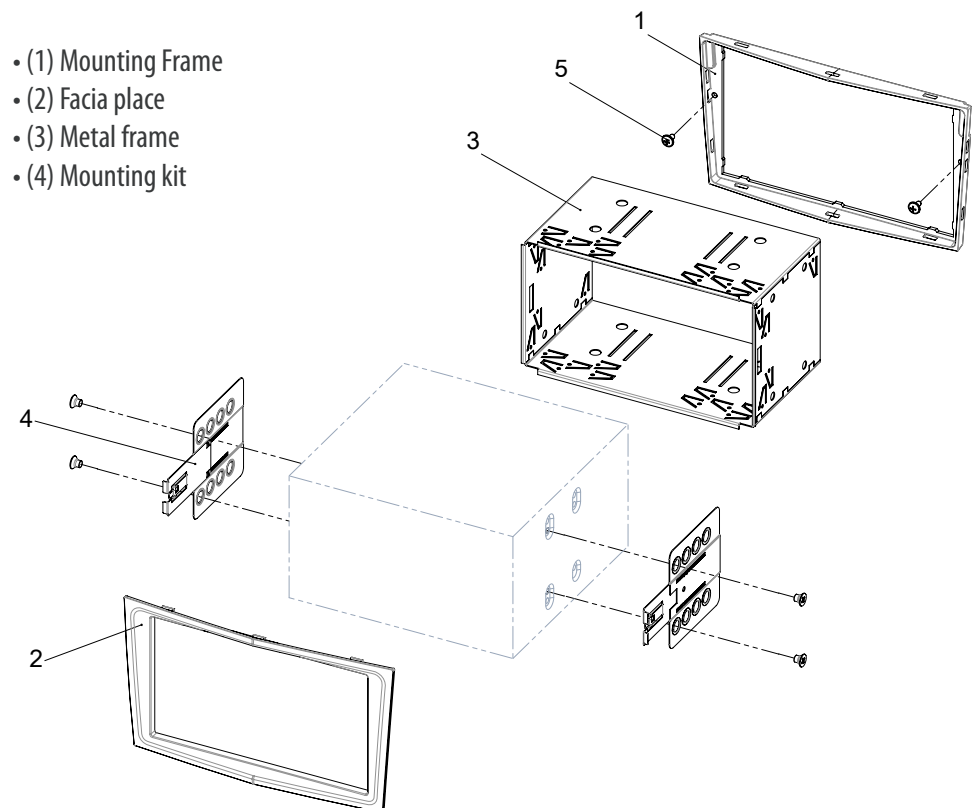
Installation Manual Double DIN Kit

- Opel Antara 09/2006->
- Opel Astra H 04/2004-11/2010
- Opel Astra Twin Top 05/2006-11/2010
- Opel Corsa D 2006->
- Opel Zafira B 2005-2012


Compatible with these devices

Double-DIN Navigation

- (1) Mounting Frame
- (2) Facia place
- (3) Metal frame
- (4) Mounting kit



Installation Manual Double DIN Kit Opel




1. Radio release keys are required for OEM radio removal




2. Put the radio release keys in the holes of OEM radio (see arrows)

Remove OEM radio by pulling it towards your direction



Mount the metal brackets to double DIN head unit



The position of the copper coloured holder can be adjusted to your needs for perfect fit. (see sample)



3. Place mounting frame on dashboard
Fix mounting frame with 4 screws

Push metal frame into mounting frame



4. Push the metal frame into the mounting frame

Connect all required circuit points, place double DIN navigation

Place facia plate